

7. TROPHIES IN ADULT CLASSES WILL ONLY BE AWARDED TO PAID-UP MEMBERS OF THE RAMSBURY HORTICULTURAL SOCIETY

8. **JUDGING** The Judges shall have power to withhold any prize if, in their opinion, there is insufficient merit. They may also award a prize (or card) to any deserving exhibit in excess of the prize authorised by the schedule.

9. **PROFESSIONAL GARDENERS** who are not resident in the Parishes of Ramsbury, Axford, Aldbourne, Baydon, Chilton Foliat and Froxfield and all Commercial Gardeners may not show in the horticultural classes of any Society Show. A professional gardener is defined as a person who gains his or her livelihood by growing plants, flowers, fruit or vegetables for an employer, or who is employed in the maintenance of a garden, pleasure garden or park. This does not include casual or part-time employment. A Commercial Gardener is defined as someone who gains his or her livelihood by growing plants for sale.

10. **LOSS OR DAMAGE** All exhibits, personal property etc., shall be displayed at the risk of the exhibitors and the Society shall not be liable for compensation for loss or damage from any cause whatsoever.

11. **PROTESTS** Any protest must be made in writing and delivered to the Show Secretary before 3.00 pm on the day of the Show. A deposit of £2 must be made with the protest, and this will be refunded if the protest is upheld or at the discretion of the Committee.

12. THE SHOW COMMITTEE'S DECISION WILL BE FINAL.

President: Geoffrey Rissone
Vice President: Nina Fox
Vice President: Frank Edwards
Chairman: Diann Barnett.
Secretary email: hortsoc@ramsbury.org

Membership: Family £8 - Single £5 - Retired Persons £4
(please send to 'Millstream' High Street, Ramsbury, SN8 2PA. Please give full address and name details). Cheques to be made out to Ramsbury Horticultural Society

Ramsbury Horticultural Society

email: hortsoc@ramsbury.org

Show Schedule 2010

Spring Show: Saturday 10th April
Rose & Iris Evening: Saturday 19th June
Summer Show: Saturday 14th August
Autumn Show: Sunday 3rd October



HELP WITH YOUR ENTRIES?

Stewards

Entry Steward:
Diann Barnett

'phone: 521363
email: hortsoc@ramsbury.org

or for help with specific sections, your steward:

Section	Steward	Phone
Vegetables	John Plenderleith	520865
Fruit	Eric Webster	520033
Flowers	Jenny Davison	520591
Floral Art	Frances Mills	520466
Home Industries	Tessa Rissone Lois Smith	520712
Art	Janie Kearns	520986
Literature	Geoffrey Rissone, 'Omorica' Union Street, Ramsbury.	520544
Children	Sue Arnold	520322
Photography	Clive Glass	520409
Show Officials		
Show Secretary - <i>Spring, Summer & Autumn Show</i>	Diann Barnett (hortsoc@ramsbury.org)	521363
Registrar	Allan Davison	520591
Cup Steward	Simon Blunt	520358

SHOW RULES

The Ramsbury Horticultural Society is associated with The Royal Horticultural Society

The Shows of the Society will be conducted in accordance with the rules and standards contained in The Royal Horticultural Society's *Horticultural Show Handbook* 2008, except where, under this schedule, they obviously do not apply.

1. **EXHIBITS** must be the property of the exhibitor. All flowers, fruit and vegetables must either have been grown by the exhibitor, or have been in his/her possession for at least 2 months. Produce from an employer's garden must be entered in the employer's name. All exhibits in the HOME INDUSTRIES section must have been made by the exhibitor and must not previously have been shown in a Show organised by the Society.

All exhibits from children must be unaided work.

No exhibit shall be removed from the Show before the prize giving is completed.

2. **COLLECTIONS/UNSPECIFIED VEGETABLE AND FRUIT CLASSES**

The number of each kind of vegetable or fruit should be as set out in the individual classes. Where it is desired to exhibit a kind of vegetable or fruit not represented in the individual classes, reference should be made to the Show Secretary, who will agree the number to be shown.

3. **EXHIBITORS** should provide a plate, tray, basket, glasses, vase or other suitable receptacle for exhibits. Vegetables must be clean and outer leaves should be removed. Exhibitors are reminded that care in display not only improves the look of the Show, but may help them in competition.

4. **ENTRANTS** are allowed to make a maximum of three exhibits in any class, as long as each entry is different i.e. of a different variety or type as allowed by the Schedule.

5. **AN EXHIBIT WILL BE DISQUALIFIED** (a) If it does not contain the exact number of specimens called for in the schedule. (b) If it is not in the particular type of receptacle specified. (c) If any of the points in Rule 1 or 4 are not adhered to.

6. **THE COMMITTEE** shall have the power to decide whether an exhibitor is eligible to enter any particular class. It also reserves the right to inspect the garden or allotment of any exhibitor, or may authorise the Judges to make such an inspection.

Floral Art

AUTUMN SHOW

- 35 HALLOWEEN, an arrangement not to exceed 50 cms wide x 45 cms deep.
- 36 AUTUMN BASKET, To include foliage, seed heads and berries-size 45 cms wide x 45 cms deep.
- 37 DRIED FLOWER ARRANGEMENT. In a terracotta pot, not to exceed 50 cms wide x 45 cms deep.



The Nick Miles Trophy
Best exhibit in classes 35-37

Notes for floral art classes - as summer show.

Home Industries

- 38 CHUTNEY, any kind, one jar.
- 39 JAM, any kind EXCEPT STRAWBERRY OR RASPBERRY, one jar.
- 40 SAVOURY JELLY, any kind, one jar.
- 41 HONEY, one jar.
- 42 SPECIALITY PRESERVE, one jar.
- 43 BAKEWELL TART, presented on a plate, maximum diameter 25 cm (10in), exhibitor's own recipe
- 44 A BROWN LOAF, using 450 gms/1lb flour, breadmakers can be used.
- 45 APPLE PIE, shortcrust pastry base and top, max dia 25 cms (10ins).



The "Crown and Anchor" Trophy, will be awarded to the best exhibit in classes 38-45

NOTES FOR PRESERVES CLASSES 38, 39, and 41: the jar must hold a minimum of 300 mls (1/2 pint, 10 fl ozs).
For 40 and 42: the jar must hold a minimum of 160 mls (1/4 pint. 5 fl ozs).

Art and Craft

- 46 5 YRS AND UNDER Design and make a decoration to HANG on The Christmas Tree
- 47 6—8 yrs ditto
- 48 9—11 yrs ditto
- 49 12—16 yrs Make a Scarecrow.
- 50 Adults ditto

A PERSONAL LETTER

Dear Members

It is with deep sadness that we start this year without our longstanding member and Vice President Don Crozier, who died recently, he was an example to us all and will be sadly missed.

As I write this there is at least 5 inches of snow outside and my garden no longer looks brown and grim as is usual for this time of year. I can close my eyes and visualise how I hope it will look when the summer comes (wishful thinking I hear you say). The warm weather will come back – I don't know when or how much, but I do know that, whatever nature throws at us, you will all do a tremendous job of coping and making the most of it. You will somehow manage to produce beautiful exhibits for the shows, you will venture out in the dark and wet to support our speakers and you will help committee members to put on all the events in our programme.

The 2009 Summer Show and Fete was a prime example of this. Despite the terrible weather there was a record number of entries including gorgeous flower arrangements, tables full of cakes and preserves and a wonderful art display. A heartening number of people donned wellies and raincoats to come down to the field and support everyone who had worked so hard to put the show on. My grateful thanks to all of you.

I am pleased to say that the Society continues to attract new members of all ages and your committee will continue to do its best to provide something for everyone.

As you look through your new schedule you will see that we have changed the Rose Evening slightly by including a category for iris both in display and the floral art. I hope you will find this an enjoyable extra, and look forward to as many of you as possible exhibiting and joining us for supper. This is our way of thanking you, our loyal and valued members.

I would particularly like to bring to your attention a change in Friday night registration arrangements: Wendy has very kindly agreed to the Society holding these sessions at the Crown and Anchor in 2010. There will be a registration evening before the Spring, Summer and Autumn Shows – we are delighted that the increased number of entries for the Autumn Show has made evening registration necessary.

Finally, I would like to thank all the committee members for their continued help and support, and all the members whose help we call upon during the year. Without this core of dedicated members it would be impossible to provide the Society's full and varied programme.

I look forward to seeing you in 2010 at the shows, visits and talks, which I hope you will all enjoy.

Kind Regards,
Diann

Contents

	Page
Fixture List	3 - 4
Trophies (Winners in 2009)	5
How To Win a Trophy	7 - 8
SPRING SHOW & BOWLS CLUB FETE	9 - 12
Maturation Table for Seed Sowing	13
Recipe: for Class 32 in Spring Show	14
ROSE & IRIS EVENING & MEMBERS SUPPER	15 -16
How To Enter Shows	17
Prizes - details re trophies, medals, rosettes, etc.	18
Entry Forms	19 +
Exhibitors' Notes for Home Industries	21
Exhibitors' Notes - extracts from RHS handbook	22
Recipe: for Class 122 in Summer Show	27
'Top Tray' and 'Top Vase' Rules	28
SUMMER SHOW	29 - 40
AUTUMN SHOW	41 - 44
Society Rules for ALL Shows	45

AUTUMN SHOW

Fruit (continued)

- 19 COLLECTION OF FRUIT IN A BASKET, 45 cms overall arranged for effect.
- 20 SQUASH
- 21 ORNAMENTAL GOURDS,
- 22 PUMPKIN, biggest by circumference.



Roy Alexander Trophy
Best exhibit in classes 13 to 21

Flowers

- 23 CHRYSANTHEMUMS, one specimen bloom, any variety.
- 24 CHRYSANTHEMUM SPRAY, one stem any variety.
- 25 CHRYSANTHEMUMS, three stems, of one or more varieties.
- 26 VASE OF CUT PERENNIALS, 12 stems, 3 or more varieties. (may include roses).
- 27 DECORATIVE DAHLIAS, one vase, 3 blooms of one or more variety.
- 28 CACTUS DAHLIAS, one vase, 3 blooms of one or more variety.
- 29 POMPOM DAHLIAS, one vase, 3 blooms of one or more variety.
- 30 DAHLIA, one specimen bloom, any variety.
- 31 MICHAELMAS DAISY, one vase 3 stems.
- 32 AUTUMN FOLIAGE, three stems or more.
- 33 VASE OF FLOWERING SHRUBS, three stems or more.
- 34 ANY OTHER FLOWER, one vase three stems.



Axford Rose Bowl.
Best exhibit in classes 23 to 34

AUTUMN SHOW

Vegetables

(See Exhibitors' Notes on Page 22)

- 1 PARSNIPS, three.
- 2 BEETROOT, three.
- 3 CARROTS, three.
- 4 LETTUCE, two.
- 5 ONIONS, three.
- 6 CELERY, two.
- 7 POTATOES , white, four.
- 8 POTATOES, red, four.
- 9 TOMATOES,
- 10 SWEET PEPPERS
- 11 CHILLI PEPPERS
- 12 ANY OTHER VEGETABLE,



Ramsbury Horticultural Society Autumn Shield.
Best exhibit in classes 1 to 12

Fruit

(See Exhibitors' Notes on Page 22)

- 13 APPLES, Russets, four.
- 14 APPLES, other dessert, four.
- 15 APPLES, cooking, four
- 16 PEARS, four.
- 17 RASPBERRIES, 10 with stalks.
- 18 ANY OTHER FRUIT, not eligible for the above classes– quantities to be agreed with the show secretary or section steward.

LECTURES AND FIXTURES 2010

Monday 1st February 2010 at 7.45 pm

Annual General Meeting

With mulled wine and a fun quiz to take part in
Venue: Ramsbury Memorial Hall, High Street.

Monday 8th March at 7.45 pm

How to grow Pelargoniums & Geraniums- Michael Handford & Clive Glass

Venue: Ramsbury Memorial Hall, High Street.

Thursday 11th March at 7.30 pm

Quiz against Lambourn Valley Horticultural Society

Venue: Lambourn (transport can be arranged)

Saturday 10th April 2.00 pm – 4.00pm

Spring Show and Bowls Club Fete

Venue: Ramsbury Memorial Hall, High Street.

Monday 12th April at 7.45 pm

How to get the Best from your Allotment - Mike Burgess

Mike will bring perennial plants to sell.

Venue: Ramsbury Memorial Hall, High Street.

Saturday 24th April.

Half day visit to private garden near Devizes.

Details to be announced

Monday 26th April at 7.45 pm

Hints and Tips for Home Industry Showing - Jenny Coates.

Venue: Ramsbury Memorial Hall, High Street.

Saturday 8th May from 10.00 am - 11.30 am

Spring Plant Sale and Coffee Morning

in the gardens of Millstream, High Street

by kind permission of Dr and Mrs Handford

Saturday 12th June.

Early Summer Coach Outing to Mottisfont details tbc

LECTURES AND FIXTURES 2010

Saturday 19th June at 7.30 pm

Rose & Iris Evening and members supper.

Venue: Ramsbury Memorial Hall, High Street.

Sunday 11th July from 2.00 pm to 5.30 pm

Gardens Open in Ramsbury.

Saturday 14th August from 1.00 pm to 4.15 pm

Summer Show.

Venue: Ramsbury Memorial Hall, High Street.

Monday 6th September at 7.45pm

Hints and Tips for Floral Art Showing—Carol Moore.

Venue: Ramsbury Memorial Hall, High Street.

Sunday 3rd October at 2.00 pm - 4.00pm

Autumn Show.

Venue: Ramsbury Memorial Hall, High Street.

Monday 4th October at 7.45pm

'Plants for the Winter Garden.' - Gordon Cottis

Plants will be available to buy.

Venue: Ramsbury Memorial Hall, High Street.

Saturday 16th October.

Coach visit.

-details to be announced

Monday 1st November at 7.45pm

**Ornamental and medicinal plants from the
'Land of the Thunder Dragon' - Chris Chadwell.**

Venue: Ramsbury Memorial Hall, High Street.

Saturday 11th December at 7.00 pm

**Christmas Party - Good Wine and Good Food.
(ticketed event)**

Venue: Ramsbury Memorial Hall, High Street.

AUTUMN SHOW.

Autumn Show.

Sunday 3rd. October 2010 Memorial Hall, Ramsbury

Judging: 10.00 am
Show opens: 2.00pm to 4.00pm

Prizes:

- 5 trophies,
- Cash prizes and Rosettes for children's classes only

How to enter:

- by email to Entry Steward (see inside front cover)
- in person at The Crown and Anchor, Ramsbury,
6 pm to 9 pm, Sat 2nd October.

Entry forms are on the centre pages of this booklet.

Stage your exhibits:

8.00 am to 10.00 am, Sunday 3rd. October
in the Memorial Hall.

Note: *all* exhibitors must vacate the hall at 10.00 am sharp

SUMMER SHOW

CUP WINNERS 2009

Teenagers

12 – 16 year olds

- 120 CREATE A PIECE OF JEWELLERY.
- 121 STORYBOARD – Design WEBSITE for any existing or imaginary local club, organisation, etc. using crayons, felts, computer, etc.
- 122 “CHOCOLATE BROWNIES” , (6). Recipe on page 27
- 123 DESIGN A TIEDYE T SHIRT.



Hopkins Challenge Cup
Highest points in classes 120—123

**Unless stated otherwise, artwork should be no larger than A3 size.

Young Person’s Press Article

- 124 IDEAS TO IMPROVE THE VILLAGE FOR YOUNG PEOPLE *for 11 and under*, max. 250 words.
- 125 IDEAS TO IMPROVE THE VILLAGE FOR YOUNG PEOPLE *for 12 - 16 year olds*, max. 250 words.



Peter J Holdsworth Memorial Trophy
Winner of class 124 (11 & under) **+ £5**



Michaelmas Cup
Winner of class 125 (12-16 years) **+ £5**

Children’s Photography, see page 38 for cups

- 106 MY PET, for 11 years old and under
- 107 SUMMER FUN for 12 - 16 year olds.

Photographs must be entered unframed, but may be mounted.
Max. size 6” x 8”, Max mount size 9” x 12”.
Only **ONE** entry per class.

CASH PRIZES for Classes 106 to 125

Winners of 1st. Prizes will be awarded £1.50
Winners of 2nd. Prizes will be awarded £1.00
Winners of 3rd. Prizes will be awarded 50 pence

Trophy

awarded to:

THE BANKSIAN MEDAL 2009 Graeme Fearon
THE BANKSIAN MEDAL 2008 Don Crozier

SPRING SHOW

THE SPRING CHALLENGE CUP Graeme Fearon
THE FRED HUNTER MEMORIAL CUP Geoffrey Treherne
C E BLUNT MEMORIAL PLATE Graeme Fearon
THE ROSEMARY CHALLENGE CUP Caroline Franklin
THE HINGSTON CUP Imogen Nutt

ROSE EVENING

THE BELL TROPHY Geoff Rissone
THE MEMBURY CUP Rosie Pauline
IRIS RYAN MEMORIAL CUP Sheila Glass

SUMMER SHOW

VEGETABLES:
RAMSBURY MANOR CHALLENGE CUP Graeme Fearon
SYD MILDENHALL CHALLENGE CUP Geoffrey Treherne
BURDETT CHALLENGE CUP Graeme Fearon
LORD ROOTES CHALLENGE CUP Robert Osmond
MEMBERS PERPETUAL CHALLENGE CUP John Wilkins
WANBOROUGH HERB NURSERY CUP Sheila Glass
SOCIETY TOP TRAY MEDAL Don Crozier
FRUIT:
GARDEN NEWS SHIELD Allan Davison
FLOWERS:
W G GROOBY MEMORIAL ROSE BOWL Sue Eliot-Cohen

CUP WINNERS 2009

Trophy

awarded to:

S G CHAMBERLAIN CHALLENGE CUP	Karen Hamid
SOCIETY'S CHALLENGE CUP	John Wilkins
SOCIETY TOP VASE	Rosalie Winter
FLORAL ART	
LADY ROOTES CHALLENGE CUP	Wendy Jordan
LADY TAYLOR CHALLENGE BOWL	Graeme Fearon
HOME INDUSTRIES	
SOCIETY'S HOME INDUSTRIES CHALLENGE CUP	Karen Hamid
MARGARET MARSHALL TROPHY	Joy Setter
ART & LITERATURE	
ROBIN RISSONE MEMORIAL TROPHY	Rosalie Winter
MARIE THOMAS BOWL	Rosalie Winter
CHILDREN	
RHS Under 6's HINGSTON CUP	Eleanor Jeffrey
LADY TAYLOR'S CHILDRENS CUP	Anna Jeffrey
DOROTHY CARTER CHALLENGE CUP	Jasmine Harrod
HOPKINS CHALLENGE CUP	Jasmin Banovic
PETER J HOLDSWORTH MEMORIAL TROPHY	Roger Smith
MICHAELMAS CUP	Hazel Smith
KNOWLEDGE TECHNOLOGY PHOTOGRAPHY AWARD	Mark Rees
AUTUMN SHOW	
THE AUTUMN SHEILD	Lady Arbib
ROY ALEXANDER TROPHY	Rosie Pauline
AXFORD ROSE BOWL	Eddie Payne
NICK MILES TROPHY	Karen Hamid
'CROWN AND ANCHOR' CHALLENGE CUP	Pauline Waind

SUMMER SHOW

Children

Note 1: **Entries must be entirely the work of the exhibitor.**

Note 2: Cash prizes (see bottom of Page 18) and Rosettes will be awarded in each class.

5 years old and under

- 108 A COLLECTION OF FLOWERS in a jam jar.
- 109 GROW RUNNER BEANS IN A JAM JAR PLANTED ON 1ST AUGUST.
- 110 DECORATE A MOSAIC TILE USING SEEDS, NUTS AND PULSES, 15 cm (6in) sq Tile.
- 111 MAKE AN EDIBLE NECKLACE. Displayed on a small plate.



RHS Under 6's Cup

Highest points in classes 108 -111

6 – 7 year olds

- 112 DECORATE A MOSAIC TILE USING SEEDS, NUTS AND PULSES, 15 cm (6in) sq tile
- 113 GROW FLOWER SEEDS IN A 13 cm (5 inch) POT.
- 114 A PICTURE OF FLOWERS, paint or pencil.
- 115 MAKE SIX RICE CRISPIE CAKES (display on a small plate)



Lady Taylor's Children's Challenge Cup

Highest points in classes 112 -115

8 – 11 year olds

- 116 DECORATE A MOSAIC TILE USING SEEDS, NUTS AND PULSES, 6in sq tile
- 117 GROW SALAD SEEDLINGS in a 20 cm (8inch) POT
- 118 MAKE 4 SQUARES OF FLAPJACK.
- 119 DESIGN AND MAKE an A4 POSTER on the theme "Keep the Environment Clean"



Dorothy Carter Challenge Cup

Highest points in classes 116 -119

SUMMER SHOW

Art & Craftwork

- 93 ITEM OF ORNAMENTAL CRAFTWORK, any medium, e.g. wood, pottery, glass
- 94 ITEM OF FUNCTIONAL CRAFTWORK, any medium, e.g. wood, pottery, glass
- 95 LANDSCAPE PICTURE in any medium.
- 96 FLOWER OR PLANT PICTURE, any medium.
- 97 PORTRAIT (not an animal), any medium.
- 98 PICTURE - any other subject not in previous 3 classes, any medium.
- 99 A PIECE OF JEWELLERY, using any material,
- 100 MODEL, using any material, table space allowed: 25 cm x 25 cm.

.NOTE: Work should not have been previously exhibited in a society show



Marie Thomas Bowl
Highest points in classes 93 -100

Photography

- 101 A PORTRAIT.
- 102 A TYPICAL ENGLISH LANDSCAPE.
- 103 A SINGLE FLOWER.
- 104 VILLAGE LIFE IN RAMSBURY AND AXFORD.
- 105 WILDLIFE IN THE GARDEN. .
- 106 MY PET, for 11 years old and under.
- 107 SUMMER FUN for 12 - 16 year olds.

Photographs must be entered unframed, but may be mounted.
Max. size 15 cm x 20 cm (6" x 8"), Max mount size 23 cm x 30 cm (9" x 12").
Only **ONE** entry per class..



Knowledge Technology Photography Award
Best exhibit in classes 101-107

HOW TO WIN A TROPHY

Trophy

awarded for:

THE BANKSIAN MEDAL

Highest total of points awarded in one season for the Spring Show, the Rose Evening, Summer Show and Autumn Show as detailed in the Society's Show Schedule

SPRING SHOW

THE SPRING CHALLENGE CUP

Best exhibit in classes 1-7

NEW TROPHY

Best exhibit in classes 8 - 20

GEOFF RISSONE SPRING PLATE

Best exhibit in classes 21- 22

THE FRED HUNTER MEMORIAL CUP

Best exhibit in classes 23 - 25

C E BLUNT MEMORIAL PLATE

Best exhibit in classes 26 - 29

THE ROSEMARY CHALLENGE CUP

Best exhibit in classes 30 - 34

THE HINGSTON CUP

Best exhibit in classes 35 - 38

ROSE EVENING

THE BELL TROPHY

Best exhibit in classes 1 - 2

THE MEMBURY CUP

Best exhibit in classes 3 -10

THE IRIS MEDAL

Best exhibit in class 11

IRIS RYAN MEMORIAL CUP

Best exhibit in classes 12 -13

SUMMER SHOW

RAMSBURY MANOR CHALLENGE CUP

Highest total points in classes 1 - 67

SYD MILDENHALL CHALLENGE CUP

Second total points in classes 1 - 67

BURDETT CHALLENGE CUP

Best exhibit in class 1

LORD ROOTES CHALLENGE CUP

Best exhibit in classes 2 -13

MEMBERS CHALLENGE CUP

Best exhibit in classes 14 - 27

WANBOROUGH HERB NURSERY CUP

Best exhibit in class 27

RAMSBURY H' SOCIETY TOP TRAY

Best exhibit in class 26

GARDEN NEWS SHIELD

Best exhibit in classes 30 - 39

W G GROOBY MEMORIAL ROSE BOWL

Best exhibit in classes 40 - 44

S G CHAMBERLAIN CHALLENGE CUP

Best exhibit in classes 45 - 58

RAMSBURY HORTICULTURAL SOCIETY

HOW TO WIN A TROPHY ... CONTINUED

Trophy

awarded for:

SOCIETY'S CHALLENGE CUP	Best exhibit in classes 60-67
RAMSBURY H.SOCIETY TOP VASE	Best exhibit in class 59
FLORAL ART	
LADY ROOTES CHALLENGE CUP	Best exhibit in classes 68-69
LADY TAYLOR BOWL FOR FLORAL ART	Best exhibit in classes 70-71
HOME INDUSTRIES	
SOCIETY'S HOME INDUSTRIES CUP	Highest points in classes 72-84
MARGARET MARSHALL TROPHY	Highest Points in classes 85-91
ART & LITERATURE	
ROBIN RISSONE MEMORIAL TROPHY	Winner of class 92 (adults)
MARIE THOMAS BOWL	Highest points in classes 93-100
PHOTOGRAPHY	
KNOWLEDGE TECHNOLOGY PHOTOGRAPHY AWARD	Best exhibit in classes 101-107
CHILDREN	
RHS Under 6's CUP	Highest points in classes 108-111
LADY TAYLOR'S CHILDRENS CUP	Highest points in classes 112-115
DOROTHY CARTER CHALLENGE CUP	Highest points in classes 116-119
HOPKINS CHALLENGE CUP	Highest points in classes 120-123
PETER J HOLDSWORTH TROPHY	Winner of class 124 (11 & under)
MICHAELMAS CUP	Winner of class 125 (12-16 years)
AUTUMN SHOW	
SOCIETYS' AUTUMN SHIELD	Best exhibit in classes 1-12
ROY ALEXANDER TROPHY	Best exhibit in classes 13-21
AXFORD ROSE BOWL	Best exhibit in classes 23-34
NICK MILES TROPHY	Best exhibit in classes 35-37
CROWN AND ANCHOR TROPHY	Best exhibit in classes 38-45

RAMSBURY HORTICULTURAL SOCIETY

SUMMER SHOW

Home Industries

- 85 CHILD'S KNITTED OR CROCHETED GARMENT.
- 86 ADULT'S KNITTED GARMENT.
- 87 ITEM OF EMBROIDERY, including cross stitch.
(N.B. Item may be framed)
- 88 ITEM OF PATCHWORK.
- 89 PIECE OF NEEDLEPOINT, item of tapestry or needlepoint.
(N.B. Item may be framed)
- 90 A GARDENER'S APRON, any suitable fabric and style.
- 91 A CUDDLY TOY, any material.

NOTES

For Classes 85-92, if your exhibit is made to your own design please state "Own Design" on your exhibit card when you stage your work.

Work should not have been previously exhibited in a society show.



Margaret Marshall Trophy
Highest total of points in classes 85-91

Writing

- 92 MY FAVOURITE GARDEN, for adults, max. 500 words.



The Robin Rissone Literary Prize
Winner of class 92 (adults)

Notes for your writing.

You may add simple illustrations, if you wish.

Your work may be computer generated or hand-written.

Entries will be judged on originality, relevance to the theme and presentation, in that order. Entries to be submitted by **Friday 7th August 2010** to the Literature Steward (see inside front cover). All entries will be displayed at the Summer Show and the winning entry will be published in our 'Newsletter'.

SPECIAL NOTE: See Page 40, Classes 124 and 125 for 'Young Person's Press Article'.

SUMMER SHOW

Home Industries

(See Exhibitors's Notes on Page 21)

- 72 GINGER CAKE, baked in 2lb loaf tin. Exhibitors own recipe.
- 73 AMERICAN –STYLE MUFFINS, any fruit flavour, six on a plate.
.
- 74 TRAY BAKE, any kind, six pieces on a plate.
CHEESE AND ONION PASTIE. made with short crust pastry. Maximum length 23 cm (9in).
.
- 76 CUPCAKES, decorated for a little girls birthday party. Six on a plate.
- 77 TREACLE TART max diameter 25 cm (10in). GENTLEMEN ONLY.
- 78 JAM, STRAWBERRY, one jar.
- 79 JAM, RASPBERRY, one jar.
- 80 JAM, ANY OTHER KIND, one jar
- 81 MARMALADE, ANY KIND, one jar.
- 82 SWEET JELLY, ANY KIND, one jar.
LEMON CURD, one jar.
- 84 SPECIALITY PRESERVE, one jar.



Society's Home Industries Cup
Highest total of points in classes 72-84

Notes for preserves classes:

78 to 82 inclusive: the jar must hold a minimum of 300 millilitres (½ pint, 10 fluid ounces).

83 and 84 the jar must hold a minimum of 160 mls (¼ pint, 5 fl ozs).

SPRING SHOW

Spring Show & Bowls Club Fete

Saturday 10th April 2010 Memorial Hall, Ramsbury

Show opens: 2.00 pm
Presentation of Awards: 4.00 pm

Prizes:

- 7 trophies
- Cash prizes and Rosettes for children's classes only.

How to enter:

- by email to the Entry Steward (see inside front cover)
- in person at The Crown and Anchor, Ramsbury, 6 pm to 9 pm, Friday 9th April.

Entry forms are on the centre pages of this booklet.

Stage your exhibits:

8 am to 10 am, Saturday 10th April in the Memorial Hall

Note: ALL exhibitors must vacate the hall at 10.00 am sharp.

SPRING SHOW

Flowers

NOTES

All entries must be presented in a single container, unless otherwise

- 1 DAFFODILS, trumpet, three stems of one variety.**
- 2 NARCISSI, cup large, three stems of one variety.**
- 3 NARCISSI, cup small, three stems of one variety.**
- 4 DAFFODILS/NARCISSI, three varieties, one stem of each.**
- 5 NARCISSI, bunch flowered, three stems, of one variety.**
- 6 DAFFODILS/NARCISSI, miniature, five stems, of one variety.
- 7 DOUBLE DAFFODILS/NARCISSI three stems of one variety.
- 8 TULIPS, three, of one variety.
- 9 TULIPS, four, one or more varieties
- 10 TULIPS, growing in a bowl, at least three, of one variety.
- 11 HYACINTHS, growing in a bowl, at least three of one variety.
- 12 BULBS OR CORMS, growing in a pot, bowl or pan.
- 13 PRIMULAS (or POLYANTHUS or PRIMROSES), three stalks, of one variety. (NOT AURICULAS)
- 14 AURICULAS. Three stems one or more varieties
- 15 AURICULAS. One plant in a pot.
- 16 PANSIES or VIOLAS. Five stems in a saucer of sand, any one variety.
- 17 POT PLANT, in flower pot not exceeding 20cms (8ins)
- 18 POT PLANT, grown for foliage, pot not exceeding 20cm (8 ins)
- 19 HELLEBORUS, three stems one or more varieties.
- 20 ANY OTHER SPRING FLOWER, three stems of one variety. E g wallflowers.
- 21 FLOWERING SHRUB, three varieties, one stem of each.
- 22 FLOWERING SHRUB, any one variety, three stems.

SUMMER SHOW

Floral Art

- | | | |
|----|---|--|
| 68 | GIFT WRAP DECORATION WITH FRESH FLOWERS | Not to exceed 35 cms wide x 35 cms deep. |
| 69 | AN ALL GREEN ARRANGEMENT | To include foliage and green flowers, not to exceed 45 cms wide x 45 cms deep. |
| 70 | HOLIDAY MEMORIES | An arrangement not exceeding 45 cms wide x 45 cms deep. |
| 71 | MODERN ARRANGEMENT | With one flower stem only. Not to exceed 40 cms wide x 35 cms deep. |



Lady Rootes Challenge Cup
Best exhibit in classes 68 and 69



Lady Taylor Challenge Bowl
Best exhibit in classes 70 and 71

Notes for Floral Art Classes 68 — 71

Natural plant material only. E.g. Flowers plants, fruit, berries, vegetables, nuts, cones, dried and preserved material. Accessories allowed except where stated.

Flowers need not have been grown by the exhibitor

Exhibitors will not be judged under the rules of N.A.F.A.S.

Exhibits have no height limit except where specifically stated.


SUMMER SHOW


SPRING SHOW


Flowers

- 60 VASE OF VARIEGATED SHRUBS, three stems of foliage, one variety.
- 61 GRASSES, three stems with leaf & flowering stalk, one variety.
- 62 A POT PLANT, usually grown for foliage, pot not exceeding 25 cm.
- 63 A POT PLANT, flowering, pot not exceeding 25 cm.
- 64 COLLECTION OF CACTI AND/OR SUCCULENTS, five.
- 65 CACTUS, one specimen plant.
- 66 HANGING BASKET, not exceeding 45 cm in diameter.
- 67 A COLLECTION OF PLANTS growing in a single container, max. 30 cm dia.

 **W G Grooby Memorial Rose Bowl**
Best Exhibit in classes 40 - 44

 Ramsbury Horticultural Society Top Vase Medal
Best exhibit in class 59

 **S G Chamberlain Memorial Challenge Bowl**
Best exhibit in classes 45-58

 **Society's Challenge Cup**
Best exhibit in classes 60- 67

NOTE

All entries should be presented in a single vase (which may, or may not, have a handle), unless otherwise directed.

TIPS & HINTS


For **Dahlias and Chrysanthemums**, where a class calls for more than one stem of flowers of the same type, the following examples may be useful:


Dahlia types are: Cactus; Pompon; Decorative etc.

Chrysanthemum types are: Spray, Decorative, Pompon, Spider, Anemone centred, etc.

Flowers

 **The Spring Challenge Cup**
Best exhibit in classes 1-7

 **New Trophy**
Best exhibit in classes 8-20


 **Geoffrey Rissone Spring Plate**
Best exhibit in classes 21-22

TIPS & HINTS

Trumpet Daffodils have trumpets longer than their petals. **Large Cupped Narcissi** have cups between ? and the full length of their petals. **Small Cupped Narcissi** have cups less than 1/3 of their petals.

Vegetables

- 23 COLLECTION OF THREE DIFFERENT VEGETABLES; quantities to conform to numbers detailed for classes 2 to 23 shown on pages 30-31 and will be judged in accordance with the 'TOP TRAY' rules on page 22
- 24 LEEKS - four.
- 25 ANY OTHER VEGETABLE OR FRUIT, minimum of two.

 **The Fred Hunter Memorial Challenge Cup**
Best exhibit in classes 23-25

Floral Art

- 26 FROM THE WOODS. Not to exceed 40cms wide x 40 cms deep.
- 27 BASKET OF SPRING FLOWERS. An arrangement not to exceed 45cms wide x 45 cms deep.
- 28 A MODERN DESIGN. An arrangement featuring foliage and blossom sprays only. Not to exceed 45 cms wide x 40cms deep.
- 29 EASTER EGG IN AN EASTER CUP. An arrangement not to exceed 35cms wide x 35 cms deep.

 **The C E Blunt Memorial Plate**
Best exhibit in classes 26—29

Notes for Floral Art Classes 26 - 29

Natural plant material only. E.g. Flowers plants, fruit, berries, vegetables, nuts, cones, dried and preserved material. Accessories allowed except where stated.

Flowers need not have been grown by the exhibitor

Exhibitors will not be judged under the rules of N.A.F.A.S.

Exhibits have no height limit except where specifically stated.

SPRING SHOW

Home Industries

(See Exhibitors' Notes on Page 21)

- 30 FOUR WHITE BREAD ROLLS exhibitors own recipe
- 31 FLAPJACKS, six, on a plate, exhibitors own recipe.
- 32 COCONUT CAKE. Recipe on page 14.
- 33 MARMALADE, any kind, one jar
- 34 CHUTNEY, any kind, one jar



The Rosemary Challenge Cup
Best exhibit in classes 30—34

Note for classes 33 and 34: the jar must hold a minimum of 300 millilitres (½ pint, 10 fluid ounces).

Children

Note 1: Entries must be **entirely the work** of the exhibitor.

Note 2: Cash prizes (see below) and Rosettes will be awarded in each class.

- 35 DECORATE A WELLY. 5 years and under.
- 36 MAKE A POSY OF PAPER FLOWERS. 6 - 7 years
- 37 CREATE AND DECORATE A FULL DAYS HEALTHY MENU- 8 -11 years
- 38 GRAFFITI ART any medium max size A3 - 12 -16 years



The Hingston Cup
Best exhibit in classes 35—38

CASH PRIZES for Classes 35 to 38

Winners of 1st. Prizes will be awarded £1.50

Winners of 2nd. Prizes will be awarded £1.00

Winners of 3rd. Prizes will be awarded 50 pence

SUMMER SHOW

Flowers

- 40 ROSES, three blooms with own foliage, of one variety.
- 41 ROSE, one specimen bloom, own foliage.
- 42 ROSES, one bloom of each of three varieties, with own foliage.
- 43 ROSE FLORIBUNDA, (multi-flowered), 3 stems, one variety, with own foliage.
- 44 ROSE FLORIBUNDA , 3 stems of two or three varieties, with own foliage.
- 45 SWEET PEAS, nine stems, no foliage.
- 46 DAHLIAS, three stems of same type, any colour. **See** tips on types on next page.
- 47 DAHLIA, 1 specimen bloom.
- 48 DAHLIA, four stems, any variety.
- 49 CHRYSANTHEMUM, one specimen bloom.
- 50 FUCHSIA, in a pot not exceeding 25 cm.
- 51 PANSIES OR VIOLAS, five stems in a container one variety.
- 52 GLADIOLI, three stems one or more varieties.
- 53 VASE OF CUT PERENNIALS, six stems, one variety
- 54 VASE OF CUT PERENNIALS, twelve stems, at least three varieties .
- 55 VASE OF CUT ANNUALS, twelve stems, at least three varieties.
- 56 VASE OF FLOWERING SHRUBS, three stems, one variety
- 57 VASE OF FLOWERING SHRUBS, four stems, two or more varieties..
- 58 VASE OF FLOWERING CLIMBERS, excluding roses, three stems.
The RAMSBURY HORTICULTURAL SOCIETY TOP VASE
- 59 A vase of mixed flowers.* see Top Vase Medal Rules, page 28

SUMMER SHOW

Fruit

(See Exhibitors' Notes on Page 22)

- 30 GOOSEBERRIES, any colour, all of same colour, with stalks, 12.
- 31 BLACKCURRANTS, in strigs*, 100 grams approx.
- 32 WHITE/REDCURRANTS, in strigs*, 100 grams approx.
- 33 RASPBERRIES, 16, with stalks.
- 34 DESSERT APPLES, four.
- 35 COOKING APPLES, four.
- 36 PLUMS, six of one variety, with stalks, any colour.
- 37 COLLECTION OF FRUIT, three kinds. Quantities to be half of the quantities for the relevant fruits specified in above classes or, for other fruit, as agreed with the Show Secretary or Section Steward.
- 38 COLLECTION OF FRUITS, arranged for effect (any quantities) in a container max 45 cms dia.
- 39 ANY OTHER FRUIT, not eligible for the above classes - Quantities to be agreed with the Show Secretary or Section Steward



Garden News Shield
Best exhibit in classes 30-39

* strigs = bunches.

SEED SOWING

MATURATION TABLE

In order to ensure that crops are ready for entry in the Summer Show, the following table will indicate the **average** length of time it will take for seeds to develop into mature plants, in **normal** conditions. For example, in the case of "Onions" as per class 9, on page 30 the schedule, it would be necessary, based on 24 weeks maturation, to sow NO LATER than February 27th. to ensure that your onions have a sufficient growing period.

Less than 20 weeks		20 to 30 weeks		More than 30 weeks	
Cucumber	8 weeks	Carrots	20-24 weeks		
Lettuce	12 weeks	Cauliflower	24 weeks		
Marrow	14 weeks	Onion	24 weeks	Celery	30 weeks
French Beans	15 weeks	Potatoes	24 weeks	Parsnip	30 weeks
Peas	16 weeks	Tomatoes	25 weeks	Leeks	32 weeks
Runner Beans	16 weeks	(under glass)		Sprouts	32 weeks
Beetroot	18 weeks				
Broad Beans	18 weeks	Winter Cauliflower			
			26-30 weeks		

RECIPE

For Spring Show - class 32

COCONUT CAKE

INGREDIENTS

175g (6oz) butter,
softened

175g (6oz) castor sugar

3 eggs

225g (8oz) plain flour

1½ teaspoons baking
powder

50g (2oz) desiccated
coconut

up to 2 tablespoons of
fresh milk

METHOD

Grease and line a 20cm (8inch) round tin.
Cream butter and sugar together until
light and fluffy.

Sift the baking powder and flour into a
bowl.

Beat the eggs in a small bowl or cup.
Beat a tablespoon of the flour mixture into
the creamed butter & sugar.

Then add alternate amounts of the flour
mixture and the eggs to the creamed
butter & sugar until they are all
incorporated, beating well with each
addition.

Fold in the coconut with a metal spoon.
Finally, fold in sufficient milk to make the
mixture soft but not sloppy. It should be
slightly firmer than a Victoria sponge cake
mixture.

Transfer to the tin and smooth the top
with a knife.

Bake at 170°C (325°F) gas mark 3 for 1½
to 1¾ hours. (Adjust temperature
downwards for fan ovens.)

Leave in tin for 5 minutes then turn out and
leave to cool.

SUMMER SHOW

Vegetables (continued)

- 14 TOMATOES, cherry, nine, leave calyces on.
- 15 TOMATOES, standard, five, leave calyces on.
- 16 VEGETABLE MARROWS, two.
- 17 BEETROOT, round, three, not more than 75 mm leaf stalk.
- 18 CARROTS, any variety, three, not more than 75 mm leaf stalk.
- 19 CUCUMBER, any variety, two.
- 20 CABBAGE, two.
- 21 LETTUCE, any variety, two.
- 22 COURGETTES, with flowers removed, three, max length 15 cms -6 ins.
RHUBARB, **three sticks**. Foliage should be cut off to leave approx. 75 mm
from start of leaf stalk. Bud scales at bottom of stalk to be removed
- 23 COLLECTION OF SALAD VEGETABLES, four kinds, at least two of each.
- 24 ANY OTHER VEGETABLE, not eligible for the above classes. (Please query
with Show Secretary or Section Steward on quantity required)
- 25 "SOCIETY" Top Tray, a display for effect of 3 kinds of vegetables.
See Top Tray Medal Rules page 28
- 26 CULINARY HERBS, six kinds, separately bunched and labelled.
- 27 RHUBARB, **longest stick**. Foliage to be cut and scales removed as class 23
- 28 MARROW, the heaviest.



Members Cup
Best exhibit in classes 14 - 27



Wanborough Herb Nursery Cup
Best exhibit in class 27



Ramsbury Horticultural Society Top Tray Medal
Best exhibit in class 26

SUMMER SHOW

Vegetables

(See Exhibitors' Notes on Page 22)

- 1 VEGETABLE COLLECTION, 5 kinds of vegetables; quantities to conform to the numbers detailed for classes 2 to 26 below (refer to Rule 2 on page 45).
- 2 POTATOES, a coloured variety, kidney, round or oval, four.
- 3 POTATOES, a white variety, kidney, round or oval, four.
- 4 POTATOES, suitable for baking, two.
- 5 RUNNER BEANS, six.
- 6 FRENCH BEANS, six.
- 7 BROAD BEANS, six.
- 8 PEAS, six.
- 9 ONIONS, to weigh **under** 250 grammes, three.
- 10 ONIONS, weighing **over** 250 grammes, three.
- 11 SHALLOTS, large, twelve, minimum size 30 mm, on dry sand in a bowl or on a plate, necks to be neatly tied.
- 12 SHALLOTS, pickling, twelve, no bulb over 30 mm, on dry sand in a bowl or on a plate.
- 13 GARLIC, three bulbs - not cloves.



Burdett Challenge Cup
Best exhibit in class 1



Lord Rootes Challenge Cup
Best exhibit in classes 2-13



Ramsbury Manor Challenge Cup
Total points in classes 1-67



Syd Mildenhall Challenge Cup
Second total points in classes 1-67

ROSE EVENING

Rose & Iris Evening & Members Supper

Saturday 19th June 2010 Memorial Hall, Ramsbury

Show opens: 7.30 pm

Judging: Please note - members will be given ballot forms, on admission, in order to judge winners in each class.

Prizes:

- 4 trophies

How to enter:

- by email to Entry Steward (see inside front cover) no later than by 9.00 pm on Friday 18th June.
- in person at The Memorial Hall, Ramsbury 6.00 pm to 6.45 pm, Saturday 19th. June

Entry forms are on the centre pages of this booklet.

Stage your exhibits:

6.00 pm to 6.45 pm, Saturday 19th. June in the Memorial Hall

ROSE & IRIS EVENING

SUMMER SHOW

Roses

- 1 HYBRID TEA, one specimen bloom.
- 2 HYBRID TEA, 3 blooms, one or more varieties.
- 3 FLORIBUNDA, one stem.
- 4 FLORIBUNDA, 3 stems, one or more varieties.
- 5 OLD GARDEN ROSES, 3 stems, one or more varieties.
- 6 OLD GARDEN ROSE. one specimen bloom
- 7 CLIMBING ROSES, 3 stems, one or more varieties.
- 8 MINIATURE ROSES, 3 stems one or more varieties.
- 9 NEW ENGLISH ROSES, 3 stems, one or more varieties.
- 10 NEW ENGLISH ROSE, one specimen bloom.
- 11 IRIS, 5 stems, one or more varieties
- 12 FLORAL ARRANGEMENT of roses and rose foliage.
Table space 50 cm x 50 cm
- 13 FLORAL ARRANGEMENT of iris and iris foliage
Table space 50 cms x 50 cms



The Bell Trophy
Best exhibit in classes 1 - 2



The Membury Cup
Best exhibit in classes 3 - 10



Iris Medal
Best exhibit in class 11



The Iris Ryan Memorial Cup
Best exhibit in classes 12—13

See floral art notes on page
11 for classes 12 and 13.

Summer Show

Saturday 14th August 2010
Memorial Hall Ramsbury,

Show opens: 2.00 pm
Presentation of Awards: 4.00 pm

Prizes:

- 23 trophies, 2 medals
- Cash prizes and Rosettes for children's classes only.

How to enter:

- by email to Entry Steward (see inside front cover) by Thurs 12th.
- in person at The Crown and Anchor, Ramsbury, 6 pm to 9 pm, Friday 13th August

Entry forms are on the centre pages of this booklet.

Stage your exhibits:

8 am to 10 am, Saturday 14th August in the Memorial Hall

Note: *ALL exhibitors must vacate the hall at 10.00 am sharp.*

Rules

Ramsbury Horticultural Society TOP TRAY MEDAL

A display for effect of 3 vegetables chosen from the following 8. (quantities as in brackets).
carrots (3), cauliflowers (2), onions (3), parsnips (3), pods of peas (6), potatoes (3), runner
beans (6 pods), tomatoes (6),

- 1 JUDGING (60 points in total)
Each dish of vegetables will be judged as follows (total 20 points):
Size, shape & colour 7 Points
Condition 7 Points
Uniformity 6 Points
- 2 All vegetables must be displayed within an area of 45 cm x 60 cm without bending any part of them. No part of the exhibit should exceed the confines of the tray or display area. A tray or board or an area of the staging of 45 cm x 60 cm may be marked out for display. For a tray with a lip, these are the maximum internal dimensions. The tray or board may have a black base-cloth or be painted.
- 3 Carrots and parsnips must have foliage trimmed back to 7.5 cm. Peas and beans must have some stalk attached. Tomatoes must have calyces.
- 4 Parsley may be used for garnishing, but **NO** other foliage or accessories including plates, sand and rings etc. may be used. Onion tops may be tied or whipped using raffia or string.

Ramsbury Horticultural Society TOP VASE MEDAL

A vase of mixed flowers containing a total of between five and ten stems taken from a minimum of two different KINDS of plants. (NB two different varieties of the same flower are NOT two kinds).

- 1 JUDGING (35 points in total)
Colour, form, condition, quality and freshness 25 Points
Overall presentation and effect 10 Points
- 2 The vase will be viewed from all directions. The flowers will be judged according to normal Royal Horticultural Society rules.
- 3 Plants used in the display must be showing flowers only; no seed heads or berries are allowed.
- 4 The vase can be any shape or size, with or without a handle, and made from any material, but must be in proportion to the display. No marks are awarded for the vase itself.
- 5 No accessories whatsoever - such as bows and additional foliage will be allowed. Foliage which is growing naturally from the flowering stem and still attached to that stem, will be allowed. Packing material, including florist's foam, to keep the stems upright and in place, will be allowed.
- 6 A vase is by definition any vessel that can be used to hold cut flowers, which is taller than it is wide at its widest point and which may or may not have handles.

3 Easy Steps to Enter

1. Plan 2. Enter 3. Stage

1. PLAN.

Study this booklet and decide which classes you'd like to enter. Jot your selections down on the entry form in the centre of this booklet. You don't need to be a member of the Society to enter, but it pays to join, so that you can win one of our Adult Trophies. Only three entries per class.

2. ENTER

Send your entry form to the Entry Steward

- **By email: hortsoc@ramsbury.org (by the Thursday before the show.)**

You will be sent an Exhibit Card for each Exhibit you plan to show.

- **or, BRING entry form** to the advertised entry venue (**see pages 9, 15, 29, and 41**). There'll be friendly help on hand to advise you about how to exhibit and the full RHS Horticultural Show Handbook will be available. You will receive an Exhibit Card for each Exhibit you plan to show.

3. STAGE

Staging is between 8 am and 10 am for the Spring and Summer and Autumn Show. See page 15 for the different arrangements for the Rose Evening.

Bring your Exhibits and your Exhibit Cards to the Show. Stewards will be on hand to help you.

Use the description space on your Exhibit Card to describe your exhibit - a species or variety name for a plant or vegetable adds interest to the Show.

Staging for the **day** shows ends at 10 am prompt to allow the judges to work impartially.

PRIZES

Prizes

The Ramsbury Horticultural Society is over 100 years old and has accumulated a large number of trophies: silver cups, bowls and plates given by generous donors, often in memory of family members.

CHALLENGE TROPHIES

Most of our trophies are "Challenge" trophies, i.e. the winner keeps them for a year and then returns them to be competed for at the next year's show. A full list of trophies appears on pages 7 & 8. Trophies are typically awarded either for best exhibit in a class (or group of classes), or on a highest points basis over several classes, first - 5 points, second - 3 points, third - 1 point. **Trophies in adult classes are only awarded to paid up members of the Ramsbury Horticultural Society.**

MEDALS

Medals are perpetual awards that remain the property of their winner:

GARDEN NEWS MEDALS are unfortunately no longer provided by Garden News for their TOP TRAY vegetable and TOP VASE flower classes, so the Society will be awarding a medal for best exhibits in the classes. Special rules on page 28 still apply.

The Iris Medal is a new addition awarded by the Society for the Rose Evening.

The BANKSIAN MEDAL is awarded to the member winning the highest aggregated points, in a calendar year, in the four principal shows, i.e. the Spring Show, the Rose Evening, the Summer Show and the Autumn Show, in the vegetable, flower and fruit classes (but not the floral art classes). The Banksian Medal winners in the preceding two years are not eligible.

PRIZE MONEY

Cash prizes are awarded for all children's classes in the Spring, Summer and Autumn Shows:

First - £1.50 ; Second - £1.00; Third - 50p.

Prize money is paid at 4.00 pm at the Show.

Uncollected prize money will be regarded as a donation to the Society.

ROSETTES for CHILDREN

Rosettes are awarded to the prize winners in each class.

RECIPE

For Summer Show - class 122

Chocolate Brownies

2 oz (50g) plain chocolate, broken into pieces, or chocolate dots

2 ½ oz (65g) butter or margarine

6 oz (150g) caster sugar

½ teaspoon vanilla essence

2 ½ oz (65g) self raising flour

Large pinch of salt

2 eggs beaten

1. Put the chocolate and butter or margarine into a heat proof bowl over a saucepan of gently simmering water. Heat until melted, stirring frequently.
2. Remove from heat and beat in the caster sugar and vanilla essence.
3. Sift the flour and salt into a bowl.
4. Add the eggs and the chocolate mixture to the flour and beat until well combined.
5. Pour into a greased and floured shallow 20 cm (8 in) square tin and bake in a preheated oven (180 C/350 F, Gas mark 4) for 35 - 40 minutes or until well risen and just beginning to shrink away from the sides of the tin.
6. Cool in the tin and then cut into 16 squares.
7. Store in an airtight container.

Show Entry Form

Please tear out.

Extra Entry Form

Rear

EXHIBITORS' NOTES - FOR SHOW ENTRIES IN ALL SHOWS (TAKEN FROM THE RHS SHOW HANDBOOK)

Attention should be paid to the number of specimens for which the schedule asks.

All exhibits should be staged as attractively as possible in accordance with the rules and schedule. Do not polish fruit.

Strive to produce exhibits of good balance with flowers of even size and good quality that are accommodated in containers of suitable proportions.

The judges will be looking for average-sized blooms in most classes but above average size in classes for specimen blooms.

Currants, jostaberries and **worcesterberries** should be picked with the strigs intact choosing the longest strigs with the largest fruits.

Apples, pears, plums and allied fruits, **cherries, quinces, figs, medlars, blackberries, raspberries, strawberries** and allied fruits should be picked with stalks intact.

Fruit should be fresh, uniform, free from blemish and characteristic in shape and colour.

Root vegetables must have the leaves cut so that approx' 75mm of leaf stalk remains, and should be neatly tied.

Peas, beans etc should be fresh pods, cut from the plant with scissors, ensuring that each pod has a portion of stalk.

Garlic - stage bulbs as complete specimens, do not divide into segments.

Marrows - tender, young, uniform fruits are most desirable, which should be less than 350mm long.

Onions - uniform, well ripened bulbs of good colour, tops should be tied or whipped using uncoloured raffia. **Shallots** should be staged on dry sand. Roots cut to basal plate.

For show purposes a **culinary herb** is an essential ingredient in many foods, which makes it of value for flavouring.

Herbaceous perennial - a plant with a non-woody stem that either dies down to the ground completely each winter, or retains its basal foliage.

Show Entry Form

Please tear out.